	MD-09-32-DL rev. 0	Codice ____ Sigla ____ Sede ____	Pag. 1 di 15
	Check List FCC	A__ S__ E__	

## VERIFICA DEI REQUISITI FCC AI FINI DEL RICONOSCIMENTO MRA USA/UE

L'uso di questa checklist è richiesto per i laboratori designati per il mutuo riconoscimento secondo specifiche FCC in occasione dell'autovalutazione, della prima visita ACCREDIA, e successivamente almeno ogni due anni. Il Funzionario Tecnico ACCREDIA fornirà ulteriori istruzioni / promemoria nella fase iniziale di pianificazione della visita.

Questa checklist include tutte le domande e i punti di verifica previsti dal documento FCC OET 853844 D01 Accredited Lab Checklist v02r02 del 2 Marzo 2018.

Sono state aggiunte da ACCREDIA ulteriori domande / chiarimenti / note per facilitare la valutazione.

Use of this checklist is required for FCC designated laboratories at their first assessment, and subsequently at least every two years. Specific instructions / reminders will be given by the ACCREDIA Technical Officer at the beginning of the audit planning phase.

This checklist includes all the questions and check-points given in the FCC OET document 853844 D01 Accredited Lab Checklist v02r02 dated March 2, 2018.

Additional questions / clarifications / notes have been added by ACCREDIA in order to facilitate the assessment.

### ACCREDITED TESTING LABORATORY FCC TECHNICAL ASSESSMENT CHECKLIST


The following checklist identifies specific items to be evaluated during the technical assessment of a testing laboratory to determine the capability and competence of that laboratory to perform testing to show compliance with FCC equipment authorization requirements under the FCC Rules and Regulations contained in Title 47 of the Code of Federal Regulations (47 CFR). This checklist is intended to serve as a guide, and it provides a minimum list of items to be included in the technical evaluation of the test laboratory as part of a complete ISO/IEC 17025<sup>1</sup> assessment. This checklist is not intended to replace good engineering judgment of the technical assessor(s), or a thorough evaluation of the facility. As such, other related items not shown in this checklist may be evaluated and documented by the assessor(s). The accreditation body shall attest that all responses in this checklist are complete and accurate. The completed checklist for each laboratory is submitted to the FCC, and is made publicly available.

Basic requirements for measurement procedures for unintentional and intentional radiators are listed in Section 15.31. A list of measurement procedures is also found on the FCC equipment authorization measurements page at: <https://www.fcc.gov/oet/ea/eameasurements.html> or <https://www.fcc.gov/general/equipment-authorization-measurement-procedures>. Finally, the FCC OET Knowledge Database (<https://www.fcc.gov/kdb>) provides additional guidance on testing devices subject to the FCC's rules.

A testing laboratory is not required to be assessed to all of the standards identified in this checklist, but for the testing laboratory to be recognized by the FCC they must be assessed and found competent to perform testing with all applicable parts of each standard for which FCC recognition is being requested. In cases where the FCC doesn't recognize all portions of a standard or different versions of a standard contain conflicting requirements, any deviations from full compliance with a standard [e.g., site validation for radiated emission measurements above 1 GHz per 5.5.1 (a) of ANSI C63.4-2014 vs. 5.2 of ANSI C63.10-2013] should be noted in this checklist and by the accreditation body.

A testing laboratory is not required to be assessed and recognized for all of the scopes identified in [KDB Publication 974614](#), but the FCC does not recognize partial scopes; for a scope to be recognized by the FCC, an accredited testing laboratory must be capable of performing all tests covered within the scope.

<sup>1</sup> It is noted that a new edition of the ISO/IEC conformity assessment standards has been issued. The Commission will accept either ISO/IEC 17025:2005 or ISO/IEC 17025:2017 at this time and is reviewing options to update the applicable FCC rules to specify the 2017 edition.

 L'ENTE ITALIANO DI ACCREDITAMENTO	MD-09-32-DL rev. 0	Codice ____ Sigla ____ Sede ____	Pag. 2 di 15
	Check List FCC	A__ S__ E__	

The FCC does allow an accredited testing laboratory to meet the full scope requirements using multiple testing locations of the same company at different locations within the same country.

The Equipment Authorization Report and Order FCC 14-208 has updated the incorporation-by-reference of the measurement procedures for unintentional radiators (ANSI C63.4-2014) and intentional radiators (ANSI C63.10-2013). These versions of the standards shall be used after July 12, 2016 for all part 15 device compliance testing.

When the procedures in ANSI C63.4-2014 or ANSI C63.10-2013 are used for radiated emission measurements, the test site used shall meet the following site validation requirements (see also [KDB Publication 414788](#)):

- After July 12, 2015 test facilities used to make radiated emission measurements from 30 MHz to 1 GHz are required to meet the site validation requirements in ANSI C63.4-2014.
- For radiated emission measurements in 1 GHz to 40 GHz, a test facility can use either of the two site validation options in 5.5 of ANSI C63.4-2014. On and after the transition date of July 13, 2018, each test facility is required to comply with the site validation requirements in CISPR 16-1-4:2010-04.

Validation of the test site acceptability criterion shall be confirmed no less than once every three years.

The version of each measurement procedure covered during the assessment shall be recorded under the scope of accreditation on the checklist.

The assessor(s) shall mark in the checklist all items observed and verified at the laboratory. Mark the letter "Y," representing "yes," to show conformance with the criteria. **Mark the letter "N," representing "No," to show a deficiency.** If the item is "Not Applicable," mark "N/A." As necessary, explanations of any deficiency, exception, or comments shall be recorded in the space provided.

### REFERENCED KDB PUBLICATIONS

KDB Publication 285076, Equipment authorization requirements for hearing aid compatibility of mobile handsets.

KDB Publication 414788, Requirements for test sites used to make radiated emission measurements.

KDB Publication 447498, RF exposure requirements and procedures for mobile and portable devices.

KDB Publication 789033, Test procedures for measuring U-NII devices subject to the requirements in Part 15, Subpart E.


KDB Publication 865664, Guidance on SAR measurements for devices operating in the 100 MHz to 6 GHz range, and general RF exposure compliance reporting.

KDB Publication 905462, Test guidance for demonstrating compliance of U-NII devices subject to DFS requirements.

KDB Publication 935210, Guidance for the evaluation of signal boosters.

KDB Publication 971168, Procedures for compliance measurements on licensed wideband (> 1 MHz) digital transmission systems.

KDB Publication 974614, Guidance for FCC recognition of accredited testing laboratories that perform testing of RF devices subject to Declaration of Conformity (DoC) and Certification approval procedures and guidance for FCC recognition of test firm accrediting bodies.

 L'ENTE ITALIANO DI ACCREDITAMENTO	MD-09-32-DL rev. 0	Codice ____ Sigla ____ Sede ____	Pag. 3 di 15
	Check List FCC	A__ S__ E__	


<b>Laboratory Name</b>	
<b>Laboratory Contact</b>	
<b>Accreditation Body</b>	
<b>Date of Assessment</b>	
<b>Completed by</b> (Assessor name(s))	
<b>Scope of Accreditation</b> (Indicate standards covered by assessment: e.g., ANSI C63.4-2014, ANSI C63.10-2013, and FCC MP-5.)	
<b>Type of Assessment</b>	<i>("Recognition" se prima visita, "Renewal" per le successive su scopo completo, "Extension" per estensione)</i>
<b>Date Checklist Completed</b>	

### I. SCOPE OF ASSESSMENT


The laboratory shall possess or demonstrate access to appropriate FCC Rules, standards, and measurement methods, consistent with their scope of accreditation.

Has the testing laboratory been assessed and found to be capable and competent to perform testing to the standards listed below?


			0. How many test reports has the laboratory issued for <b>each</b> of its FCC recognized scopes in the last 2 years? Detail please.	
Y	N	N/A	1. ANSI C63.4-2014, American National Standard for Methods of Measurement of Radio-Noise Emissions from Low-Voltage Electrical and Electronic Equipment in the Range of 9 kHz to 40 GHz.  Is the laboratory able to cover the full frequency range up to 40 GHz?  Is the upper frequency limit noted in the scope of accreditation (see All. 1 DA-02 - take note date and revision of Section 2)?	

 L'ENTE ITALIANO DI ACCREDITAMENTO	MD-09-32-DL rev. 0	Codice ____ Sigla ____ Sede ____	Pag. 4 di 15
	Check List FCC	A__ S__ E__	


Y	N	N/A	<p>2. <i>ANSI C63.10-2013, American National Standard for Testing Unlicensed Wireless Devices.</i></p> <p>What is the upper frequency limit that the laboratory is able to cover?</p> <p>Is this limit noted in the scope of accreditation (see All. 1 DA-02 - take note date and revision of Section 2)?</p>	
Y	N	N/A	<p>3. Is the testing laboratory familiar with KDB Publications 789033 and 905462, and capable of testing devices subject to all Unlicensed National Information Infrastructure policy and rule requirements?</p>	
Y	N	N/A	<p>3.a Can the test personnel explain the FCC requirements for testing a product in accordance with Clause II.A.2 of KDB Publication 789033 D02 (Spectrum Analyzer Reference Level/Attenuation/Headroom)?</p>	
Y	N	N/A	<p>3.b Can the test personnel explain the FCC requirements for testing a product in accordance with Clause II.B.2 of KDB Publication 789033 D02 (Measurements of duty cycle and transmission duration)?</p>	
Y	N	N/A	<p>4. <i>ANSI C63.17-2013, American National Standard Methods of Measurement of the Electromagnetic and Operational Compatibility of Unlicensed Personal Communications Services (UPCS) Devices.</i></p>	
Y	N	N/A	<p>5. <i>ANSI C63.19-2007, American National Standard for Methods of Measurement of Compatibility Between Wireless Communication Devices and Hearing Aids.</i></p>	
Y	N	N/A	<p>6. <i>ANSI C63.19-2011, American National Standard for Methods of Measurement of Compatibility Between Wireless Communication Devices and Hearing Aids.</i></p>	
Y	N	N/A	<p>7. Is the testing laboratory familiar with KDB Publication 285076 and capable of testing devices subject to Hearing Aid Compatibility (HAC) requirements for mobile handsets?</p>	
Y	N	N/A	<p>8. <i>ANSI/TIA-603-D-2010, Land Mobile FM or PM Communications Equipment Measurement and Performance Standards</i></p>	

 L'ENTE ITALIANO DI ACCREDITAMENTO	MD-09-32-DL rev. 0	Codice ____ Sigla ____ Sede ____	Pag. 5 di 15
	Check List FCC	A__ S__ E__	


Y	N	N/A	9. ANSI/TIA-603-E-2016, <i>Land Mobile FM or PM Communications Equipment Measurement and Performance Standards</i> .	
Y	N	N/A	10. TIA-102.CAAA-D, Digital C4FM/CQPSK Transceiver Measurement Methods, 2013	
Y	N	N/A	11. TIA-102.CAAA-E, Digital C4FM/CQPSK Transceiver Measurement Methods, 2016	
Y	N	N/A	12. ANSI C63.26-2015 American National Standard for Compliance Testing of Transmitters Used in Licensed Radio Services	
Y	N	N/A	13. Is the testing laboratory familiar with KDB Publication 971168 and capable of testing wideband devices operating in Commercial Mobile (Radio) Services?	
Y	N	N/A	13.a Can the test personnel explain how to determine the effective radiated power (ERP) and equivalent isotropically radiated power (EIRP) of an RF transmitting system?  Can the test personnel, for example, explain equation (1) in the KDB Publication 412172 D01 and the different ERP (or EIRP) measurement techniques described in sub-clauses 2.1, 2.2 and 2.3?	
Y	N	N/A	13.b Can the test personnel explain the two different peak-to-average-power-ratio (PAPR) measurement techniques described in Clause 5.7 of KDB Publication 971168 D01?	
Y	N	N/A	14. RF exposure KDB publications, in conjunction with the fundamental SAR concepts in IEEE Std 1528-2013, <i>IEEE Recommended Practice for Determining the Peak Spatial-Average Specific Absorption Rate (SAR) in the Human Head from Wireless Communications Devices: Measurement Techniques</i> . KDB publication requirements take precedence over any variations in IEEE Std 1528-2013.	
Y	N	N/A	15. Is the testing laboratory familiar with KDB Publications 447498 and 865664 and capable of testing devices subject to general RF exposure guidance and SAR measurement guidance, respectively?  See Accredia explanatory note "FCC RF exposure - 18 April 2018".	

 L'ENTE ITALIANO DI ACCREDITAMENTO	MD-09-32-DL rev. 0	Codice ____ Sigla ____ Sede ____	Pag. 6 di 15
	Check List FCC	A__ S__ E__	

Y	N	N/A	<p>16. FCC MP-5-1986: <i>Methods of measurement of radio noise emissions from Industrial, Scientific and Medical (ISM) equipment.</i></p> <p>What is the upper frequency limit that the laboratory is able to cover?</p> <p>Is this limit noted in the scope of accreditation (see All. 1 DA-02)?</p>	
Y	N	N/A	<p>17. Does the testing laboratory <i>possess or can demonstrate access</i> to all FCC Rules and Regulations (47 CFR) and standards for the scope of the assessment?</p>	
Y	N	N/A	<p>18. Are the measurement antennas properly calibrated in accordance with ANSI C63.5-2006?</p> <p>Does each of the antennas used for compliance measurements comply with the criteria in ANSI C63.4-2014, Clause 4.5 and MP-5?</p> <p>In case of use of a hybrid antenna do the test site-specific hybrid antenna qualification procedures, limitations and acceptance criteria described in the normative Annex N of ANSI C63.4-2014 are met?</p> <p><i>Note:</i></p> <p>Rod and log-spiral antennas are not permitted for FCC type measurements (47 CFR §15.31(a)(4)).</p>	
Y	N	N/A	<p>19. Are the measurement antennas properly calibrated in accordance with ANSI C63.5-2017?</p> <p><i>Note:</i></p> <p>ANSI C63.5-2006 may be used until March 2, 2020.</p> <p>If ANSI C63.5-2017 is used:</p> <p>Does each of the antennas used for compliance measurements comply with the criteria in ANSI C63.4-2014, Clause 4.5 and MP-5?</p> <p>In case of use of a hybrid antenna do the test site-specific hybrid antenna qualification procedures, limitations and acceptance criteria described in the normative Annex N of ANSI C63.4-2014 are met?</p> <p><i>Note:</i></p> <p>Rod and log-spiral antennas are not permitted for FCC type measurements (47 CFR §15.31(a)(4)).</p>	


 L'ENTE ITALIANO DI ACCREDITAMENTO	MD-09-32-DL rev. 0	Codice ____ Sigla ____ Sede ____	Pag. 7 di 15
	Check List FCC	A__ S__ E__	

Y	N	N/A	<p>20. Is any measurement software used by the testing laboratory documented in the test report?</p> <p><i>Note:</i> See ANSI C63.4-2014, Clause 10.2.7</p>	
Y	N	N/A	<p>21. For each type and size of EUT to be measured, does each radiated emission test facility comply with the conditions and requirements of the appropriate test procedure?</p>	
Y	N	N/A	<p>22. Are LISN(s), filters, and isolation transformers, if used, properly installed? Is the LISN bonded to the ground reference plane?</p>	
Y	N	N/A	<p>23. Does the radiated emission test site(s) meet the site validation requirements of 5.4 of ANSI C63.4-2014 for the frequency range of 30 MHz to 1 GHz?</p> <p>Three cases are possible.</p> <p><b>Case 1:</b> the testing laboratory internally performs test site verification</p> <p><b>Case 2:</b> test site verification is performed by an accredited external service provider or an NMI (National Metrology Institute)</p> <p><b>Case 3:</b> the test site verification is performed by another kind of external service</p> <p><b>In Case 1:</b></p> <ul style="list-style-type: none"> <li>- site verification shall be performed according to clause 5.4.3 (NSA method) or clause 5.4.4 (reference site method) of CISPR 16-1-4:2017.</li> <li>- In case of application of the NSA method the broadband antennas used to make site attenuation measurements shall be traceable to a national standard (see clause 5.4.5.4 of CISPR 16-1-4:2017)</li> <li>- the testing laboratory shall carry out intermediate verifications (see item 52. of this checklist).</li> </ul> <p><b>In Case 2:</b></p> <ul style="list-style-type: none"> <li>- site verification test report shall bear the accreditation mark or the NMI logo</li> <li>- the testing laboratory still needs to understand how site verification is done and to be able to perform the process for the purpose of checking whether the site has a problem (see item 52. of this checklist).</li> </ul> <p><b>In Case 3:</b></p> <ul style="list-style-type: none"> <li>- if no sound evidence is provided about traceability of measurements and competence of the external service, the assessor may require the external service to be available at the time of the assessment</li> </ul>	


 ACCREDIA L'ENTE ITALIANO DI ACCREDITAMENTO	MD-09-32-DL rev. 0	Codice ____ Sigla ____ Sede ____	Pag. 8 di 15
	Check List FCC	A__ S__ E__	

			- the testing laboratory still needs to understand how site verification is done and to be able to perform the process for the purpose of checking whether the site has a problem (see item 52. of this checklist)	
Y	N	N/A	<p>24. Does the radiated emission test site(s) meet the site validation requirements of 5.5 of ANSI C63.4-2014 for the frequency range of 1 GHz - 40 GHz?</p> <p><i>Note:</i> See clause 3 of document 414788 D01 Radiated Test Site v01. After July 13, 2018, a test site used for radiated emission measurements above 1 GHz is required to comply with CISPR 16-1-4:2010-04.</p>	
Y	N	N/A	25. Does the radiated emission test site(s) meet the site validation requirements of CISPR 16-1-4:2010-04 for the frequency range of 1 GHz - 40 GHz?	
Y	N	N/A	26. Was the test site validation for performing radiated emissions measurements completed in the last three years?	
Y	N	N/A	27. Does the EMI receiver or spectrum analyzer cover the required frequency range per the scope of accreditation for the measurements to be performed by the testing laboratory? (Section 15.33)	
Y	N	N/A	<p>27.a Does the average detector satisfy the requirements in Clause 4.2.4.1 in <b>ANSI C63.4-2014</b> (linear voltage average detector)?</p> <p><i>Note 1:</i> A logarithmic average detector shall not be used for making measurements in accordance with ANSI C63.4.</p> <p><i>Note 2:</i> For spectrum analyzers not equipped with a linear average detector as specified in 4.2.4.1, an alternate method of linear average detection with a spectrum analyzer can be obtained by setting the detector mode to peak and reducing the video bandwidth until no significant variations in the displayed signal are observed from trace to trace; see 4.2.4.2 for a basic measurement procedure (ANSI C63.4-2014, Clause 4.2.3, item (e)).</p>	




 ACCREDIA L'ENTE ITALIANO DI ACCREDITAMENTO	MD-09-32-DL rev. 0	Codice ____ Sigla ____ Sede ____	Pag. 9 di 15
	Check List FCC	A__ S__ E__	


Y	N	N/A	<p>27.b Does the average detector satisfy the requirements in Clause 4.1.4.1 in <b>ANSI C63.10-2013</b> (linear voltage average detector)?</p> <p><i>Note 1:</i> A logarithmic average detector shall not be used for making measurements in accordance with ANSI C63.10.</p> <p><i>Note 2:</i> For spectrum analyzers not equipped with a linear average detector as specified in 4.1.4.1, an alternate method of linear average detection with a spectrum analyzer can be obtained by setting the detector mode to peak and reducing the video bandwidth until no significant variations in the displayed signal are observed from trace to trace; see 4.1.4.2.3 for a basic measurement procedure (ANSI C63.10-2013, Clause 4.1.3, item (e)).</p>	
Y	N	N/A	28. Does the testing laboratory have an up to date description of measurement facilities as required by Section 2.948?	
Y	N	N/A	29. Is the testing laboratory familiar with KDB Publication 935210 and capable of testing devices subject to signal booster requirements?	
<b>II. EMISSION TESTS</b>				
Y	N	N/A	30. Are the AC power-line conducted emission tests performed in accordance with the applicable parts of ANSI C63.4-2014 and Sections 15.31-15.35 and 15.107?	
Y	N	N/A	31. Are the guidelines in ANSI C63.4 and FCC MP-5 followed for large EUTs, including <i>in-situ</i> measurements, if appropriate?	
Y	N	N/A	32. Is the conducted emission test setup in accordance with ANSI C63.4-2014 with the required separation between the EUT and any conducting surfaces maintained?	
Y	N	N/A	33. Is the EUT connected to one LISN and all the peripherals connected to one or more LISNs or a power strip to one LISN; i.e., per ANSI C63.4-2014?	
Y	N	N/A	34. For each type of EUT, are measurements made over the correct frequency ranges and the correct detectors and bandwidth as required by Sections 15.33, 15.35, and 18.309?	

 ACCREDIA L'ENTE ITALIANO DI ACCREDITAMENTO	MD-09-32-DL rev. 0	Codice ____ Sigla ____ Sede ____	Pag. 10 di 15
	Check List FCC	A__ S__ E__	


Y	N	N/A	35. Are the radiated emission tests performed in accordance with the proper standard?	
Y	N	N/A	<p>35.a Are final radiated emission measurements above 1 GHz carried out in accordance with clause 8.3.2.2 of ANSI C63.4:2014?</p> <p><i>Note:</i></p> <p>According to ANSI C63.4:2014 the measurement antenna shall be height scanned from 1 m to 4 m and kept aimed at the source of emissions at each frequency of significant emissions. An appropriate antenna-tilting device shall be adopted for this purpose.</p>	
Y	N	N/A	36. Were radiated emission tests observed, and is the radiated emission test setup in accordance with proper standard?	
Y	N	N/A	36.a Are the requirements on table-top equipment arrangement in clause 6.6.3.1 of ANSI C63.10:2013 satisfied?	
Y	N	N/A	36.b Has the effect of the EUT support table on radiated emission measurements been evaluated in accordance with clause 5.1.5 of ANSI C63.4:2014 (clause 6.3.1 of ANSI C63.10:2013)?	
Y	N	N/A	37. Are unintentional radiators, other than ITE, tested in accordance with the requirements in Section 15.31 and the procedures in the appropriate standard?	
Y	N	N/A	38. Are intentional radiators tested in accordance with the requirements in 47 CFR § 15.31 and the procedures in the appropriate standard?	
Y	N	N/A	<p>38.a Is an appropriate filter installed at the input of the measurement system power amplifier in order to attenuate the fundamental emission of the EUT and allow an accurate measurement of the associated harmonics and spurious emissions?</p> <p>Is the filter characterized, and any attenuation/loss factors accounted for in the measurement results (see ANSI C63.10-2013, Clause 6.6.4.1)?</p>	
Y	N	N/A	39. Does the radiated emission measurement represent the maximized cable configuration and worst case mode of EUT operation?	

 ACCREDIA L'ENTE ITALIANO DI ACCREDITAMENTO	MD-09-32-DL rev. 0	Codice ____ Sigla ____ Sede ____	Pag. 11 di 15
	Check List FCC	A__ S__ E__	

Y	N	N/A	40. For each type of EUT, are the correct frequency ranges investigated and the correct measurement detectors and bandwidth used per Sections 15.33 and 15.35?	
Y	N	N/A	41. If the laboratory has a TEM waveguide, are the requirements followed in making radiated emission measurements using TEM waveguides? (ANSI C63.4-2014, KDB Publication 414788)	
<b>III. TEST REPORTS</b> <i>Assessor should request to review several sample test reports for various types of products.</i>				
Y	N	N/A	42. Have several sample test reports for various types of products been reviewed for accuracy?	
Y	N	N/A	43. Does each of the test reports contain all the required information, and does the laboratory follow the report disposition procedure?	
Y	N	N/A	44. Does the test report reference the standard used and specify any deviations?	
Y	N	N/A	44.a Does the test report reference the correct revision of the standard used taking into account the allowed transition period?	
Y	N	N/A	45. Is the rationale for selecting and arranging the EUT clearly stated, and are the components of the EUT system clearly identified?	
Y	N	N/A	46. Does the test report include photographs or detailed sketches of the EUT configuration?	
Y	N	N/A	47. Does the measurement report include a sample calculation with all conversion and correction factors used?  <i>Note:</i> See Sections 2.1033(b)(6).	
Y	N	N/A	47.b Does measurement results and the calculated measurement uncertainty appear in the test report?  <i>Note 1:</i> See clause 1.3 of ANSI C63.10-2013, measurement uncertainty shall be calculated according to ETSI TR 100 028-2001.  <i>Note 2:</i> See clause 10.2.8.2 of ANSI C63.4-2014, measurement uncertainty shall be calculated according to ANSI C63.23 or CISPR 16-4-2:2011-06.  <i>Note 3:</i>	

 L'ENTE ITALIANO DI ACCREDITAMENTO	MD-09-32-DL rev. 0	Codice ____ Sigla ____ Sede ____	Pag. 12 di 15
	Check List FCC	A__ S__ E__	

			<p>Determining compliance shall be based on the results of the compliance measurement, not taking into account measurement instrumentation uncertainty. However, the measurement uncertainty of the measurement instrumentation and its associated connections between the various instruments in the measurement chain shall be calculated, and both the measurement results and the calculated measurement uncertainty shall appear in the test report.</p>	
Y	N	N/A	48. Does the testing laboratory use external resources/subcontractors to perform testing, and if so do they have procedures in place to ensure that the external resources are properly accredited and FCC recognized?	
Y	N	N/A	49. If external resources/subcontractors are used to perform testing, do the test reports clearly identify the work performed by the external resources/subcontractors and the results of the testing?	
<b>IV. PERSONNEL COMPETENCY</b> <i>The following is a list of general or lead-in questions, which are intended to be used as a guide to assess competency of laboratory personnel. Additional specific questions should be used to determine the technical competency of the personnel performing the measurement.</i>				
Y	N	N/A	50. Are laboratory personnel able to obtain recent FCC Rules and appropriate KDB guidance?	
Y	N	N/A	51. Has each laboratory personnel responsible for testing been able to demonstrate performing a measurement of an applicable device?	
Y	N	N/A	52. Do the test personnel know how to determine if an emission is from the EUT or is an ambient signal? Do the test personnel know how to handle an emission that is close to, or coincident with, an ambient signal?	
Y	N	N/A	53. Can the test personnel explain the FCC requirements for testing a product in accordance with the requirements in Sections 15.31 to 15.35? Are the test personnel knowledgeable of the FCC testing conditions for different types of products?	

 L'ENTE ITALIANO DI ACCREDITAMENTO	MD-09-32-DL rev. 0	Codice ____ Sigla ____ Sede ____	Pag. 13 di 15
	Check List FCC	A__ S__ E__	


Y	N	N/A	<p>54. Arrange for one of the laboratory personnel, at each type of site, replicate at least three frequency points on the horizontal site attenuation, and at least three frequency points on the vertical site attenuation. Is the test performed correctly, and is the site attenuation data at these frequencies consistent with the previously recorded data?</p> <p><i>Note: Select frequencies from previous data that have both low and high deviations from the NSA.</i></p>	See Annex A of this checklist.
Y	N	N/A	<p>55. For equipment requiring RF exposure evaluation (SAR and MPE), are the test personnel knowledgeable of the test reduction, test exclusion, and measurement, or if applicable, numerical simulation procedures and requirements in KDB Publications?</p> <p>See Accredia explanatory note "FCC RF exposure - 18 April 2018".</p> <p><i>Note:</i></p> <p>RF exposure evaluation prior to equipment authorization is required for mobile and portable devices pursuant to Chapter I of CFR title 47:</p> <ul style="list-style-type: none"> <li>- Parts 20, 22, 24, 25, 27, 30 80, 90, 96</li> <li>- Part 15, §§15.253(f), 15.255(g), 15.257(g), 15.319(i), and 15.407(f)</li> </ul> <p>Provided that they operate at frequencies and transmitted power levels defined in §2.1091 and §2.1093.</p> <p>The relation between the parts of the CFR title 47 listed above and the testing laboratory scopes of accreditation is contained in Appendix A, Table A.1 of the document 974614 D01 Accredited Test Lab Roles and Resp v04.</p>	
Y	N	N/A	<p>56. For measurements of equipment requiring Hearing Aid Compatibility (HAC) testing, are the test personnel knowledgeable of the test setup and procedures?</p>	

### Change Notice

**07/31/2015:** 853844 D01 Accredited Lab Checklist v02 replaces 853844 D01 Accredited Lab Checklist v01. The checklist was updated to reflect changes related to FCC 14-208.

**02/29/2016:** 853844 D01 Accredited Lab Checklist v02r01 replaces 853844 D01 Accredited Lab Checklist v02. The checklist was updated to reflect changes related to partial scopes of accreditation and the addition of a separate scope for signal boosters.

**03/02/2018:** 853844 D01 Accredited Lab Checklist v02r02 replaces 853844 D01 Accredited Lab Checklist v02r01. The checklist was updated to reflect changes related to allowed standards including

	MD-09-32-DL rev. 0	Codice ____ Sigla ____ Sede ____	Pag. 14 di 15
	Check List FCC	A__ S__ E__	

ANSI C63.4-2014, ANSI C63.10-2013, TIA-102.CAAA-E, ANSI/TIA-603-E, ANSI C63.5-2017, ANSI C63.26-2015 and ISO/IEC 17025:2017. A KDB publication reference table was added to the document.

**ANNEX A – SITE ATTENUATION INFORMATION**

Please complete the Site Attenuation information below during the on-site assessment

NSA measurement verification facility address:	
Site Description (i.e., 3 m, 10 m, OATS, Chamber):	
Reference to the test report of the "old" NSA verification	

Transmit antenna height:				
Test distance:				
Frequency (MHz)	Old Value (dB) (Deviation from Theoretical NSA)	New Value (dB) (Deviation from Theoretical NSA)	Polarization	Position
			Vertical	
			Vertical	
			Vertical	

Transmit antenna height:				
Test distance:				
Frequency (MHz)	Old Value (dB) (Deviation from Theoretical NSA)	New Value (dB) (Deviation from Theoretical NSA)	Polarization	Position
			Horizontal	
			Horizontal	
			Horizontal	

**Note:** Acceptance value is  $\pm 4$  dB from the theoretical value (ANSI C63.4:2014, Clause 5.4.4.2 Site acceptability criterion).